


Climate of Community & Economic Development

SURVEY RESULTS • 2021

Does your organization have an Executive Director?



TOTAL COUNT 61

Status of Executive Director



PAID, FULL-TIME

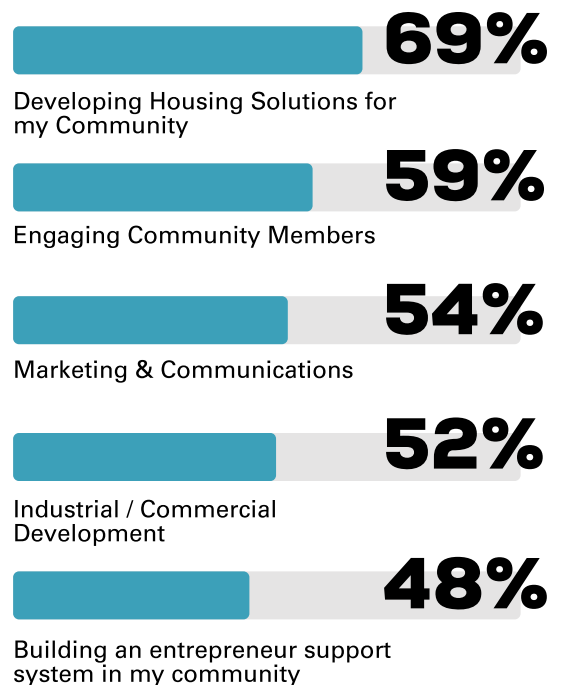
PAID, PART-TIME

VOLUNTEERS

On Average, Economic Development Organizations have



Top Topics or Issues Interested in Learning About



Top Benefits/Perks offered to Executive Directors



55%

FLEXIBLE WORK
SCHEDULE



52%

CELL PHONE




50%

VACATION



50%

PERSONAL
TIME OFF



45%

EMPLOYER MATCHED
RETIREMENT ACCOUNT

\$51,475

AVERAGE PAY, ALL

\$65,494

AVERAGE PAY, FULL-TIME

\$25,319

AVERAGE PAY, PART-TIME

\$36,821

AVERAGE PAY, SERVICE
AREA LESS THAN 5,000

\$79,654

AVERAGE PAY, SERVICE
AREA GREATER THAN 5,001

\$9,529

AVERAGE BENEFITS
VALUE, ALL

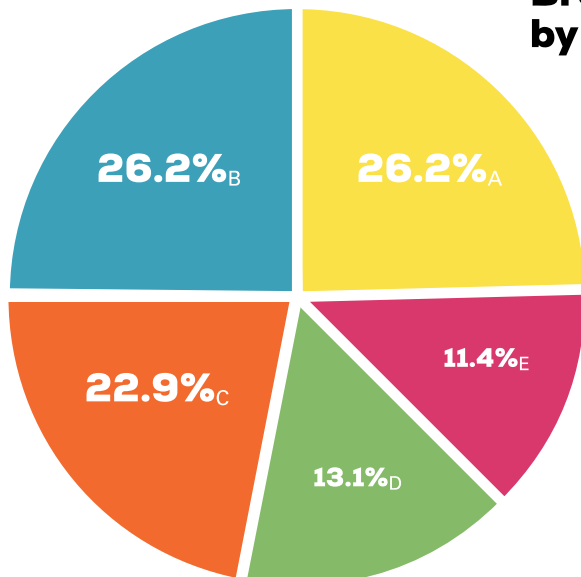
\$14,277

AVERAGE BENEFITS
VALUE, FULL-TIME

\$638

AVERAGE BENEFITS
VALUE, PART-TIME

Breakdown of Organizations by Service Area Population



- - 1,000 ^A
- 1,001 - 2,500 ^B
- 2,501 - 5,000 ^C
- 5,001 - 15,000 ^D
- 15,001 + ^E

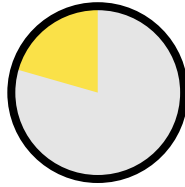
On average, economic development organizations have a total operating revenue of \$181,634

That revenue comes...



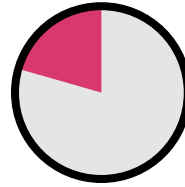
34%

FROM CITY FUNDS



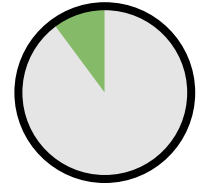
19%

FROM EARNED REVENUE



19%

FROM PRIVATE INDUSTRY



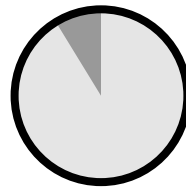
8%

FROM OTHER SOURCES




7%

FROM COUNTY FUNDS



7%

FROM INDIVIDUAL DONORS



5%

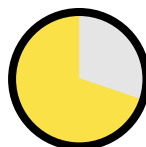
FROM GRANTS

Top Activities Economic Development Organizations are Actively Working on



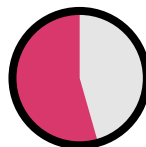
74%

WORKING WITH CITY & COUNTY BOARDS



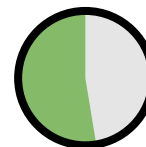
72%

NEW HOUSING DEVELOPMENT



59%

QUALITY OF LIFE DEVELOPMENT



56%

CREATING A WELCOMING COMMUNITY



55%

INFRASTRUCTURE DEVELOPMENT

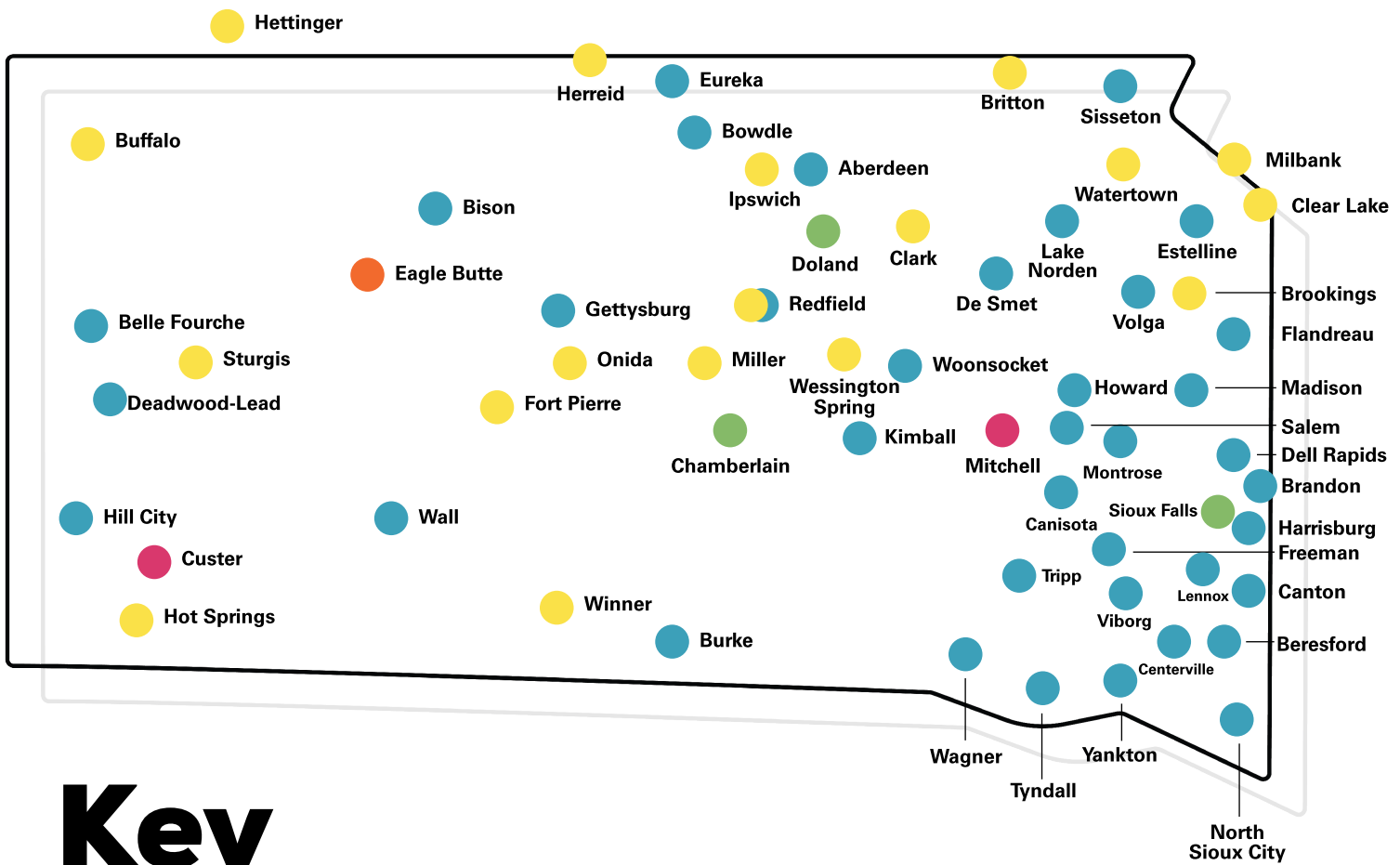
Weighted Averages of Economic Development Priorities



Continued..



The Communities that Participated.



Dakota Resources conducted the Climate of Community and Economic Development survey in August 2021. The survey was sent to 150 economic development organizations across the state with 62 organizations responding, resulting in a 41% response rate. This report includes data that was self-reported by economic development organizations. The data was cleaned, organized, and analyzed by Dakota Resources staff. Dakota Resources' mission is to connect capacity and capital to empower rural communities. We are a certified Community Development Financial Institution (CDFI) and an equal opportunity employer and provider. Learn more at dakotaresources.org.